

Step 1

The screenshot shows the SBI Online Banking homepage. At the top, there is a navigation bar with the SBI logo on the left and 'Useful Links' on the right. Below the navigation bar, there is a security warning: 'SBI never asks for confidential information such as PIN and OTP from customers. Any such call can be made only by a fraudster. Please do not share personal info.' The main content area is divided into two sections: 'PERSONAL BANKING' and 'CORPORATE BANKING'. The 'PERSONAL BANKING' section has a 'LOGIN' button, a 'YONO' button, and a 'LOGIN lite' button. Below these are links for 'New User Registration', 'How Do I', 'Customer Care', and 'Link Aadhaar'. The 'CORPORATE BANKING' section has a 'Select' dropdown menu and a 'LOGIN' button. Below these are links for 'New User Registration' and 'How Do I'. At the bottom of the page, there is a banner with the text '4 irresistible reasons' and a chatbot icon with the text 'Hi, How may I help you?'.

Step 2

The screenshot shows the SBI State Bank Collect payment portal. At the top, there is a navigation bar with the SBI logo on the left and 'State Bank Collect' on the right. Below the navigation bar, there is a banner with the text 'STATE BANK COLLECT A MULTI-MODAL PAYMENT PORTAL'. The banner features an illustration of a house, a globe, and a laptop with 'PAYMENT ONLINE' on the screen. Below the banner, there is a 'DISCLAIMER CLAUSE' section with the following text: 'Terms Used' followed by a list of terms and conditions. At the bottom, there is a checkbox with the text 'I have read and accepted the terms and conditions stated above. (Click Check Box to proceed for payment.)' and a 'Proceed' button.

Terms Used

- > **Corporate Customer:** Firm/Company/Institution (F/C/I) collecting payment from their beneficiaries.
- > **User:** The beneficiary making a payment to F/C/I for the services/goods availed.
- > Bank shall not be responsible, in any way, for the quality or merchantability of any product/merchandise or any of the services related thereto, whatsoever, offered to the User by the Corporate Customer. Any disputes regarding the same or delivery of the Service or otherwise will be settled between Corporate Customer and the User and Bank shall not be a party to any such dispute. Any request for refund by the User on any grounds whatsoever should be taken up directly with the Corporate Customer and the Bank will not be concerned with such a request.
- > Bank takes no responsibility in respect of the services provided and User shall not be entitled to make any claim against the Bank for deficiency in the services provided by the Corporate Customer.
- > The User shall not publish, display, upload or transmit any information prohibited under Rule 3(2) of the Information Technology (Intermediaries guidelines) Rules, 2011.
- > In case of non-compliance of the terms and conditions of usage by the User, the Bank has the right to immediately terminate the access or usage rights of the User to the computer resource of the Bank and remove the non-compliant information.

I have read and accepted the terms and conditions stated above.
(Click Check Box to proceed for payment.)

Proceed

Step 3

SBI State Bank Collect

State Bank Collect ▾ State Bank Mops

State Bank Collect / State Bank Collect [Exit](#)

State Bank Collect 10-Jul-2018 [02:49 PM IST]

Select State and Type of Corporate / Institution

State of Corporate / Institution *

Type of Corporate / Institution *

Go

- Mandatory fields are marked with an asterisk (*)
- State Bank Collect is a unique service for paying online to educational institutions, temples, charities and/or any other corporates/institutions who maintain their accounts with the Bank.

© State Bank of India [Privacy Statement](#) | [Disclosure](#) | [Terms of Use](#)

Step 4

SBI State Bank Collect

State Bank Collect ▾ State Bank Mops

State Bank Collect / State Bank Collect [Exit](#)

State Bank Collect 10-Jul-2018 [02:49 PM IST]

Select State and Type of Corporate / Institution

State of Corporate / Institution *

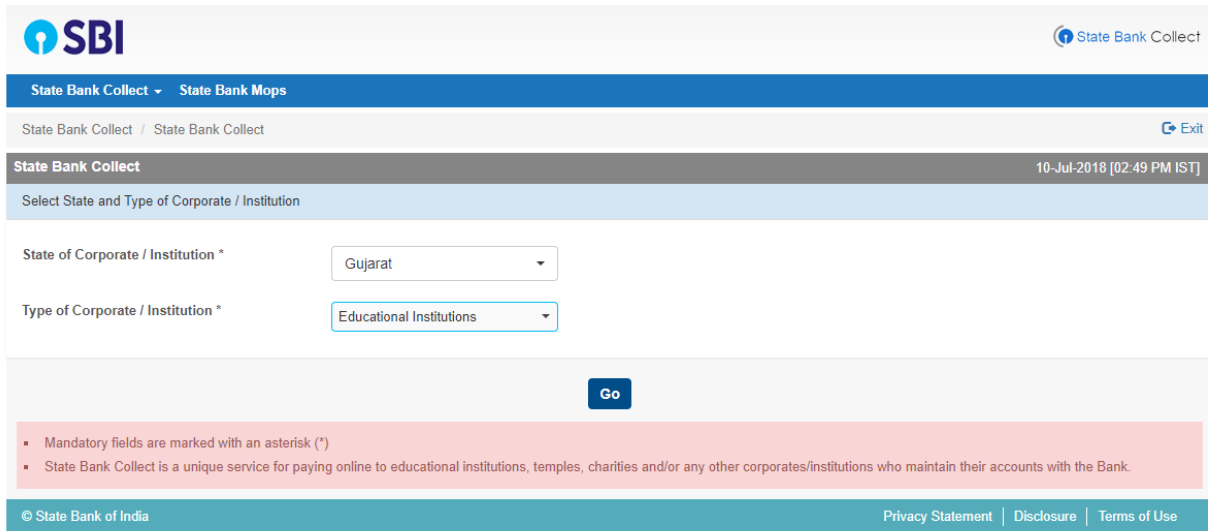
Type of Corporate / Institution *
Gujarat

Go

- Mandatory fields are marked with an asterisk (*)
- State Bank Collect is a unique service for paying online to educational institutions, temples, charities and/or any other corporates/institutions who maintain their accounts with the Bank.

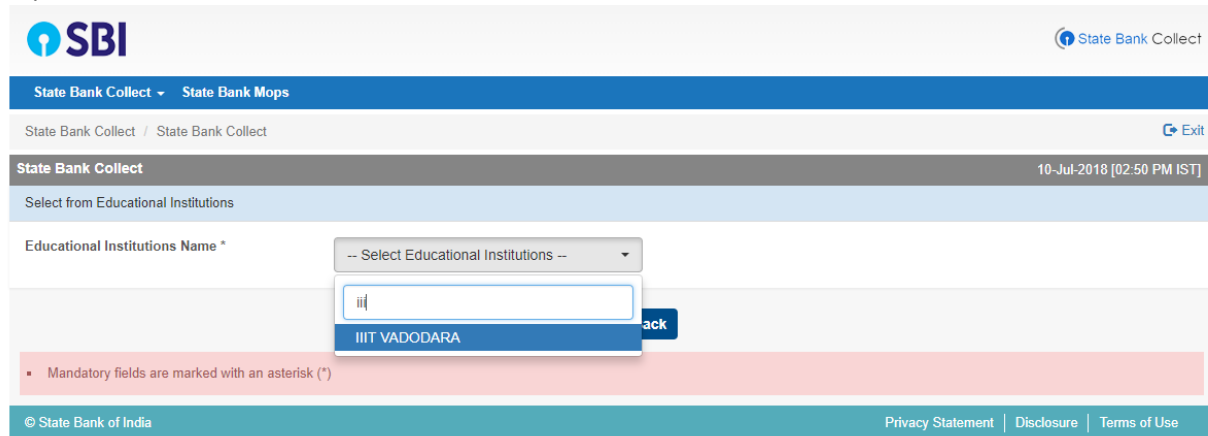
© State Bank of India [Privacy Statement](#) | [Disclosure](#) | [Terms of Use](#)

Step 5




The screenshot shows the SBI State Bank Collect interface. At the top left is the SBI logo, and at the top right is the text "State Bank Collect". Below this is a blue navigation bar with "State Bank Collect" and "State Bank Mops" dropdown menus. A breadcrumb trail shows "State Bank Collect / State Bank Collect" with an "Exit" link. A dark grey bar displays "State Bank Collect" and the timestamp "10-Jul-2018 [02:49 PM IST]". The main heading is "Select State and Type of Corporate / Institution". There are two dropdown menus: "State of Corporate / Institution *" with "Gujarat" selected, and "Type of Corporate / Institution *" with "Educational Institutions" selected. A blue "Go" button is centered below the dropdowns. A red warning box contains the text: "Mandatory fields are marked with an asterisk (*)" and "State Bank Collect is a unique service for paying online to educational institutions, temples, charities and/or any other corporates/institutions who maintain their accounts with the Bank." The footer includes "© State Bank of India" and links for "Privacy Statement", "Disclosure", and "Terms of Use".

Step 6



The screenshot shows the SBI State Bank Collect interface at Step 6. The top navigation and breadcrumb trail are identical to Step 5. The dark grey bar now shows the timestamp "10-Jul-2018 [02:50 PM IST]". The main heading is "Select from Educational Institutions". The "Educational Institutions Name *" dropdown menu is open, showing "-- Select Educational Institutions --" at the top and a search input field containing "ii". Below the search field, a blue button labeled "IIIT VADODARA" is visible, along with a "Back" button. A red warning box contains the text: "Mandatory fields are marked with an asterisk (*)". The footer includes "© State Bank of India" and links for "Privacy Statement", "Disclosure", and "Terms of Use".


Step 7

State Bank Collect

State Bank Collect / State Bank Mops

State Bank Collect / State Bank Collect Exit

State Bank Collect 10-Jul-2018 [02:50 PM IST]

IIIT VADOD
BLOCK-9, GOVT

NDHINAGAR , , GANDHINAGAR-382028

Provide details of payment

Select Payment Category *

- Batch 2015-16 Semester 7
- Batch 2016-17 - Semester 4 - CS
- Batch 2016-17 - Semester 4 - IT
- Batch 2016-17 Semester 5 CS
- Batch 2016-17 Semester 5 IT
- Batch 2017-18 - Semester 2
- Batch 2017-18 Semester 3
- Batch 2018-19 Semester 1
- M Tech - Semester - 2
- PhD

- Mandatory fields are marked with an asterisk (*)
- The payment structure document if available will contain detailed instructions about the online payment process.
- Date specified(if any) should be in the format of 'ddmmyyy'. Eg., 02082008

© State Bank of India Privacy Statement | Disclosure | Terms of Use

Step 8

Provide details of payment

Select Payment Category * Batch 2018-19 Semester 1

Name of the Student *

Mobile Number *

Branch * --Select Branch--

JEE Main Seat Number *

Caution Deposit (Refundable) * Fixed:Rs. 10000

I Card Fee * Fixed:Rs. 100

Balance Tuition Fee(Read below notification) * --Select Balance Tuition Fee(Rs.

Exam Fee * Fixed:Rs. 750

Hostel Fee * Fixed:Rs. 15000

Hostel Estt Fees * Fixed:Rs. 5000

Sports Gymkhana and Cultural Activities Fees * Fixed:Rs. 1000

Transport Fees * Fixed:Rs. 6500

Institute Development Contribution(IDC) * Fixed:Rs. 5000

Student Insurance * Fixed:Rs. 120

Remarks

- Balance tuition fees to be paid: (A) SC/ST/PwD - INR 55000, (B) General/OBC - INR 35000
- Mess Fees has to be paid to Mess Vendor directly. For more details please contact mess vendor at PDFU food court.

Please enter your Name, Date of Birth (For Personal Banking) / Incorporation (For Corporate Banking) & Mobile Number. This is required to reprint your e-receipt / remittance(PAF) form, if the need arises.